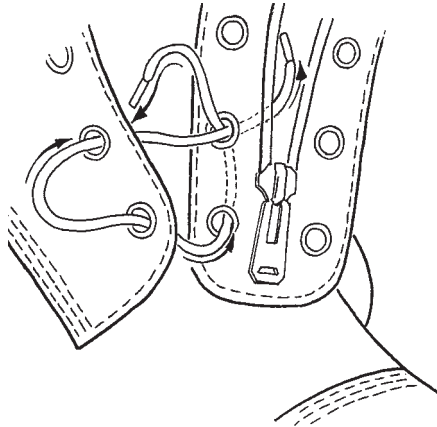


LACING / ZIPPING INSTRUCTIONS

TIGHT FIT

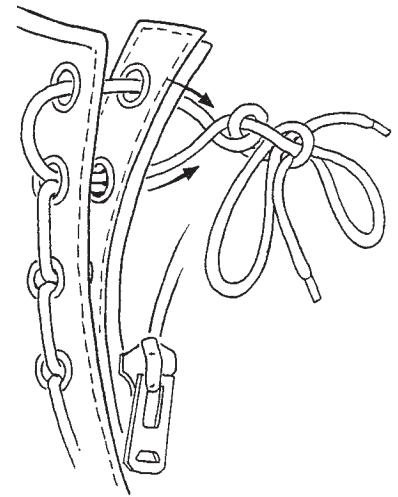
Step 1

Unzip the zipper. Line up the zipper eyelets under the boot eyelets. Thread lace up through both eyelets keeping lace lengths even. (Diagram 1).



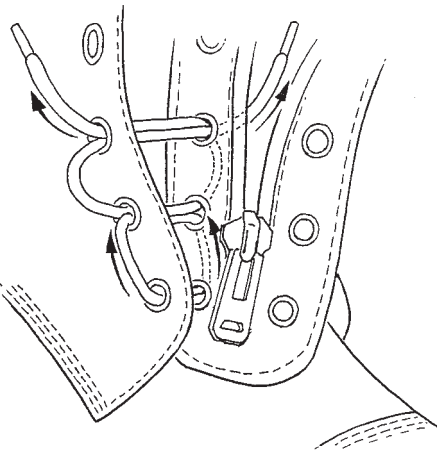
Step 3

Continue to thread lace-ends in opposite directions through the aligned eyelets. When top eyelets are reached, thread outside lace in through both (Diagram 3).



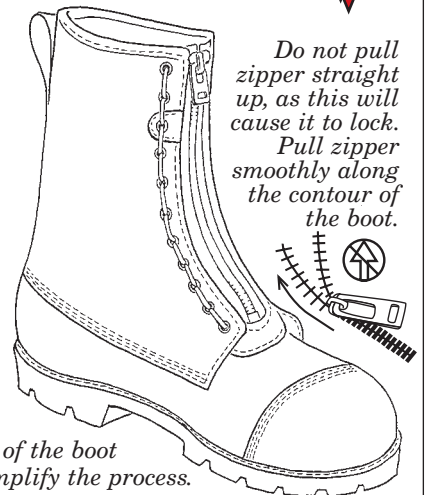
Step 2

Thread the lace-ends in opposite directions through the second set of eyelets. Take up the slack and tighten the lace (Diagram 2).



Step 4

Tie the laces off and tuck along the folds of the boot tongue to secure. Repeat Steps 1 & 2 for the other side of boot. Lacing can be adjusted to ensure proper fit (Diagram 4).



Lacing both sides of the boot at the same time may simplify the process.



Thorogood® is a registered trademark of the Weinbrenner Shoe Company, Inc. 2002

AN ISO 9001 CERTIFIED
SHOE COMPANY

108 S. Polk Street • Merrill, WI 54452 • 715-536-5521

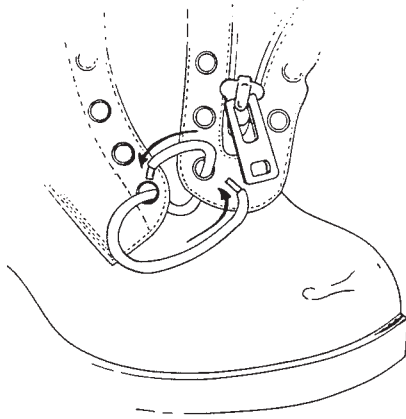
TOLL FREE PHONE: 1-800-826-0002 • FAX: 1-800-569-6817 • Visit our web site at: www.weinbrennerusa.com

LACING / ZIPPING INSTRUCTIONS

LOOSE FIT

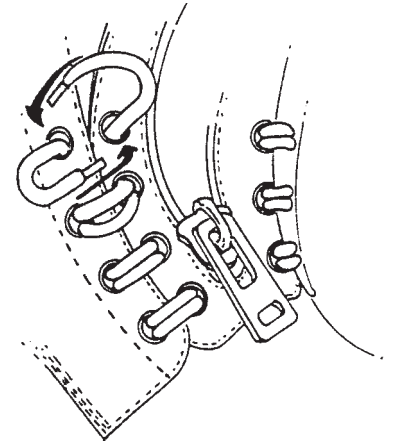
Step 1

Unzip the zipper. Line up the zipper eyelets parallel to the boot eyelets. Coming from underneath, thread one lace-end up through first boot eyelet and other end up through first zipper eyelet. Thread lace-ends down through opposite eyelets (Diagram 1). **LACE BOTH SIDES OF THE ZIPPER AT THE SAME TIME.**



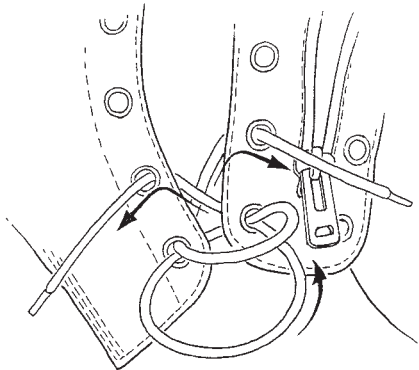
Step 3

Continue lacing according to Step 2 until top set of eyelets is reached (Diagram 3).



Step 2

Take the lace-end from under the boot eyelet and cross over and bring it up through the second zipper eyelet. Take the lace-end from under zipper eyelet and cross over and bring it up through second boot eyelet (Diagram 2). Then thread lace-ends down through the opposite eyelets.



Step 4

Tie the laces off and tuck along the folds of the boot tongue to secure. Lacing can be adjusted to ensure proper fit (Diagram 4). *Do not pull zipper straight up, as this will cause it to lock. Pull zipper smoothly along the contour of the boot.*



AN ISO 9001 CERTIFIED
SHOE COMPANY

Thorogood® is a registered trademark of the Weinbrenner Shoe Company, Inc. 2002

108 S. Polk Street • Merrill, WI 54452 • 715-536-5521

TOLL FREE PHONE: 1-800-826-0002 • FAX: 1-800-569-6817 • Visit our web site at: www.weinbrennerusa.com